



## GRAND TIMBER LODGE

# Quick Guide to Vacation Ownership at Grand Timber Lodge



Grand Timber Lodge Calendar Wheel..... 4

Seasons of Ownership..... 5

2017 – 2019 Calendar..... 6-8

Fixed and Floating Weeks..... 9

Reserving Your Week..... 10-11

Turn Your Week into Two Weeks..... 11

Benefits of Lock-Off..... 12-13

Splitting Your Week..... 14

Renting Out Your Week..... 14

Bonus Time..... 15

Day Use..... 16

Concierge and Activities Desk..... 16

Ski Concierge Services..... 17

Travel Services..... 17

Friends & Family Rewards Program..... 18

Interval International (I.I.)..... 19-21

Getaways..... 22

Bonus Weeks with Interval International..... 23

Club Interval Gold..... 24

Helpful Hints for Working with Interval International..... 25

Important Phone Numbers..... 25

ResortTime™..... 26

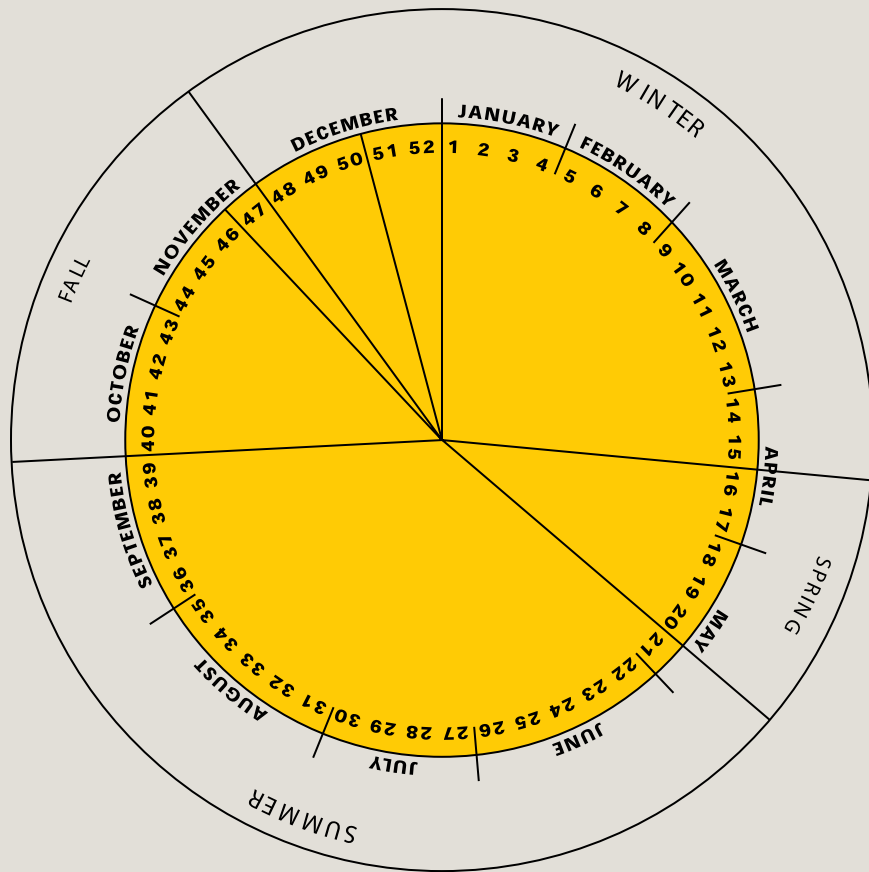
Owner Blog and Facebook Page..... 27

Grand Timber Lodge Property Map..... 28



Welcome to the world of vacation ownership! As you know, owning at Grand Timber Lodge opens the door to a world of vacation opportunities for you. Exchanges, Lock-Offs, Day Use and Bonus Time are terms that may be new to you, but they are important tools that will help you make the most of your fractional real estate purchase.

To help you maximize your investment, we offer this quick and easy guide to owning at Grand Timber Lodge. Inside you will find everything you need to know about fractional real estate in an easy-to-use format. As always, if you have any questions, you can call our professional Breckenridge Grand Vacations Owner Relations Team toll-free at 877.453.4440. You can also check out the owner’s portal at [www.bgvgrandcentral.com](http://www.bgvgrandcentral.com).



For exact dates of your week, please refer to 2017 – 2019 calendars on pages 6–8.

There are three seasons at Grand Timber Lodge. Which season do you own?

**Summer: Weeks 21–39**

**Winter: Weeks 1–15 and 48–50**

**Spring/Fall: Weeks 16–20 and 40–46/47\***

It is important for you to understand this seasonal chart when you stay at Grand Timber Lodge, your “home resort.” When you exchange your week, you may travel to different resorts any time of the year, depending on availability. The Grand Timber Lodge calendars will provide you with the beginning and ending weeks of your season, which is important in determining when you may book your vacation at Grand Timber Lodge. Please note that the Grand Timber Lodge calendar may differ from the Interval International calendar.

\* Thanksgiving sometimes occurs during week 46, but usually during week 47. If Thanksgiving is during week 46, then week 47 is available for Spring/Fall owners to book that year, and week 46 will be booked for fixed Thanksgiving owners. If Thanksgiving falls during week 47, then Spring/Fall owners can book week 46, and week 47 will be booked for fixed Thanksgiving week owners.



WEEK #	FRIDAY	SATURDAY	SUNDAY
1	6-Jan	13-Jan	14-Jan
2	13-Jan	20-Jan	14-Jan
3	20-Jan	27-Jan	21-Jan
4	27-Jan	3-Feb	28-Jan
5	3-Feb	10-Feb	4-Feb
6	10-Feb	17-Feb	11-Feb
7	17-Feb	24-Feb	18-Feb
8	24-Feb	3-Mar	25-Feb
9	3-Mar	10-Mar	4-Mar
10	10-Mar	17-Mar	11-Mar
11	17-Mar	24-Mar	18-Mar
12	24-Mar	31-Mar	25-Mar
13	31-Mar	7-Apr	1-Apr
14	7-Apr	14-Apr	8-Apr
15	14-Apr	21-Apr	15-Apr
16	21-Apr	28-Apr	22-Apr
17	28-Apr	5-May	29-Apr
18	5-May	12-May	6-May
19	12-May	19-May	13-May
20	19-May	26-May	20-May
21	26-May	2-Jun	27-May
22	2-Jun	9-Jun	3-Jun
23	9-Jun	16-Jun	10-Jun
24	16-Jun	23-Jun	17-Jun
25	23-Jun	30-Jun	24-Jun
26	30-Jun	7-Jul	1-Jul
27	7-Jul	14-Jul	8-Jul
28	14-Jul	21-Jul	15-Jul
29	21-Jul	28-Jul	22-Jul
30	28-Jul	4-Aug	29-Jul
31	4-Aug	11-Aug	5-Aug
32	11-Aug	18-Aug	12-Aug
33	18-Aug	25-Aug	19-Aug
34	25-Aug	1-Sep	26-Aug
35	1-Sep	8-Sep	2-Sep
36	8-Sep	15-Sep	9-Sep
37	15-Sep	22-Sep	16-Sep
38	22-Sep	29-Sep	23-Sep
39	29-Sep	6-Oct	30-Sep
40	6-Oct	13-Oct	7-Oct
41	13-Oct	20-Oct	14-Oct
42	20-Oct	27-Oct	21-Oct
43	27-Oct	3-Nov	28-Oct
44	3-Nov	10-Nov	4-Nov
45	10-Nov	17-Nov	11-Nov
46	17-Nov	24-Nov	18-Nov
47	24-Nov	1-Dec	25-Nov
48	1-Dec	8-Dec	2-Dec
49	8-Dec	15-Dec	9-Dec
50	15-Dec	22-Dec	16-Dec
51	22-Dec	29-Dec	23-Dec
52	29-Dec	5-Jan	30-Dec
53			6-Jan

Thanksgiving Week  
Christmas Week  
New Year's Week

WEEK #	FRIDAY	SATURDAY	SUNDAY
1	5-Jan	12-Jan	6-Jan
2	12-Jan	19-Jan	13-Jan
3	19-Jan	26-Jan	20-Jan
4	26-Jan	2-Feb	27-Jan
5	2-Feb	9-Feb	3-Feb
6	9-Feb	16-Feb	10-Feb
7	16-Feb	23-Feb	17-Feb
8	23-Feb	2-Mar	24-Feb
9	2-Mar	9-Mar	3-Mar
10	9-Mar	16-Mar	10-Mar
11	16-Mar	23-Mar	17-Mar
12	23-Mar	30-Mar	24-Mar
13	30-Mar	6-Apr	31-Mar
14	6-Apr	13-Apr	7-Apr
15	13-Apr	20-Apr	14-Apr
16	20-Apr	27-Apr	21-Apr
17	27-Apr	4-May	28-Apr
18	4-May	11-May	5-May
19	11-May	18-May	12-May
20	18-May	25-May	19-May
21	25-May	1-Jun	26-May
22	1-Jun	8-Jun	2-Jun
23	8-Jun	15-Jun	9-Jun
24	15-Jun	22-Jun	16-Jun
25	22-Jun	29-Jun	23-Jun
26	29-Jun	6-Jul	30-Jun
27	6-Jul	13-Jul	7-Jul
28	13-Jul	20-Jul	14-Jul
29	20-Jul	27-Jul	21-Jul
30	27-Jul	3-Aug	28-Jul
31	3-Aug	10-Aug	4-Aug
32	10-Aug	17-Aug	11-Aug
33	17-Aug	24-Aug	18-Aug
34	24-Aug	31-Aug	25-Aug
35	31-Aug	7-Sep	1-Sep
36	7-Sep	14-Sep	8-Sep
37	14-Sep	21-Sep	15-Sep
38	21-Sep	28-Sep	22-Sep
39	28-Sep	5-Oct	29-Sep
40	5-Oct	12-Oct	6-Oct
41	12-Oct	19-Oct	13-Oct
42	19-Oct	26-Oct	20-Oct
43	26-Oct	2-Nov	27-Oct
44	2-Nov	9-Nov	3-Nov
45	9-Nov	16-Nov	10-Nov
46	16-Nov	23-Nov	17-Nov
47	23-Nov	30-Nov	24-Nov
48	30-Nov	7-Dec	1-Dec
49	7-Dec	14-Dec	8-Dec
50	14-Dec	21-Dec	15-Dec
51	21-Dec	28-Dec	22-Dec
52	28-Dec	4-Jan	29-Dec
			5-Jan

Thanksgiving Week  
Christmas Week  
New Year's Week

WEEK #	FRIDAY	SATURDAY	SUNDAY
1	4-Jan	5-Jan	6-Jan
2	11-Jan	12-Jan	13-Jan
3	18-Jan	19-Jan	20-Jan
4	25-Jan	26-Jan	27-Jan
5	1-Feb	2-Feb	3-Feb
6	8-Feb	9-Feb	10-Feb
7	15-Feb	16-Feb	17-Feb
8	22-Feb	23-Feb	24-Feb
9	1-Mar	2-Mar	3-Mar
10	8-Mar	9-Mar	10-Mar
11	15-Mar	16-Mar	17-Mar
12	22-Mar	23-Mar	24-Mar
13	29-Mar	30-Mar	31-Mar
14	5-Apr	6-Apr	7-Apr
15	12-Apr	13-Apr	14-Apr
16	19-Apr	20-Apr	21-Apr
17	26-Apr	27-Apr	28-Apr
18	3-May	4-May	5-May
19	10-May	11-May	12-May
20	17-May	18-May	19-May
21	24-May	25-May	26-May
22	31-May	1-Jun	2-Jun
23	7-Jun	8-Jun	9-Jun
24	14-Jun	15-Jun	16-Jun
25	21-Jun	22-Jun	23-Jun
26	28-Jun	29-Jun	30-Jun
27	5-Jul	6-Jul	7-Jul
28	12-Jul	13-Jul	14-Jul
29	19-Jul	20-Jul	21-Jul
30	26-Jul	27-Jul	28-Jul
31	2-Aug	3-Aug	4-Aug
32	9-Aug	10-Aug	11-Aug
33	16-Aug	17-Aug	18-Aug
34	23-Aug	24-Aug	25-Aug
35	30-Aug	31-Aug	1-Sep
36	6-Sep	7-Sep	8-Sep
37	13-Sep	14-Sep	15-Sep
38	20-Sep	21-Sep	22-Sep
39	27-Sep	28-Sep	29-Sep
40	4-Oct	5-Oct	6-Oct
41	11-Oct	12-Oct	13-Oct
42	18-Oct	19-Oct	20-Oct
43	25-Oct	26-Oct	27-Oct
44	1-Nov	2-Nov	3-Nov
45	8-Nov	9-Nov	10-Nov
46	15-Nov	16-Nov	17-Nov
47	22-Nov	23-Nov	24-Nov
48	29-Nov	30-Nov	1-Dec
49	6-Dec	7-Dec	8-Dec
50	13-Dec	14-Dec	15-Dec
51	20-Dec	21-Dec	22-Dec
52	27-Dec	28-Dec	29-Dec
		4-Jan	5-Jan

Thanksgiving Week  
 Christmas Week  
 New Year's Week

The "floating weeks" at Grand Timber Lodge offer you maximum vacation flexibility. Floating weeks can be used anytime during your designated season. Most weeks at Grand Timber Lodge are floating weeks.

"Fixed weeks" at Grand Timber Lodge are weeks that always fall on Thanksgiving, Christmas, New Year's and/or a designated week purchased. These weeks belong to the same owner every year, and are not available to owners of floating weeks.

**Extra Week:** Please note that sometimes there is an extra week 53 in our calendar. When there is a 53rd week, a Christmas week owner gets week 52 and a New Year's week owner gets week 53. In those years when there is a week 53, fixed New Year's week owners also get an extra floating week. It is not a consecutive week to week 53, but another winter week.



## To reserve your week at Grand Timber Lodge, follow these simple steps:

1. **All Floating Week owners *must* contact Breckenridge Grand Vacations Owner Relations to book their week(s). A week is not automatically reserved for you.**
2. If you own a Spring/Fall week or a four-bedroom Winter or Summer week, you may call on the first Saturday that is 365 days or less prior to the start of your season. Refer to the Grand Timber Lodge calendar on pages 5–9 to determine the exact beginning day of your season. Please note that the reservation process for these seasons is subject to change.  
  
*Example:* Request as early as Week 16 – April 18, 2015 – to book a week during the Spring or Fall of 2016.
3. If you own a two-bedroom or three-bedroom Summer week, you will have a four-week reservation request window, which will occur from the second Monday of May through the first Friday of June for the next summer season. You will be required to submit a minimum of fifteen preferred check-in days for weeks during the deeded season. You will rank these choices in preferred order via the online system, called Breckenridge Grand Vacations Annual Reservation System, or through a direct request via telephone to the Breckenridge Grand Vacations Owner Relations Department. You may request as many weeks as are in your deeded season. For each preferred week listed, you will also list a preferred arrival day. You cannot list the same week twice.
4. If you own a two-bedroom or three-bedroom Winter week, you will have a four-week reservation request window, which will occur from the second Monday of December through the second Friday of January for the next winter season. You will be required to submit a minimum of fifteen preferred check-in days for weeks during the deeded season. You will rank these choices in preferred order via the online system, called the Breckenridge Grand Vacations Annual Reservation System, or through a direct request via telephone to the Breckenridge Grand Vacations Owner Relations Department. You may request as many weeks as are in your deeded season. For each preferred week listed, you will also list a preferred arrival day. You cannot list the same week twice.

5. The day after the four-week window closes, the Breckenridge Grand Vacations Owner Relations Department will run an assignment report that will assign as many first-week choices as possible. The assignment report will then assign second-choice weeks, third-choice weeks and so on until as many owners as possible have been assigned a week during their deeded season.

Any owners who were not assigned a week based on their preferred choices will be contacted to book an alternate week immediately after all reservations from the online system have been entered.

Once confirmations have been sent and all owners participating in the online booking system have been contacted, any special requests (e.g. putting residence up for rent, deposit requests, etc.) will be handled. At this time, owners may also request reservation preferences in advance. Please note: reservation requests are based on availability, and cannot be guaranteed until check-in.

6. When making your reservation(s), please know the answers to the following questions:
  - Within your season, which dates would you like to come to Breckenridge and enjoy Grand Timber Lodge?
  - Please review the diagram on pages 13–14. Based on the two- or three-bedroom residence you own, what size residence would you like to reserve?
  - If you plan to reserve only part of your residence, would you like to rent the remaining part, use it during another week or exchange it with Interval International?

## Staying two separate weeks in your season

1. Split your residence in half using the lock-off portion.
2. Use one portion of your residence for a week, and use the other portion for a different week during your season.
3. It is helpful, but not necessary, to have both sets of dates at the time of your call.
4. Book the first set of dates (based on availability).
5. Book the second set of dates as soon as you know what second week you would like (based on availability).

# The Benefits of Lock-Off

Every residence at Grand Timber Lodge includes a lock-off section – a fully equipped living area that can be “locked off” from the rest of the residence. This allows owners to have twice the fun by coming to Breckenridge two different times within their season. Or, you can reserve one vacation here in Breckenridge, exchange the other week of vacation and go anywhere within the Interval International resort network!

## TWO-BEDROOM LOCK-OFF:

A two-bedroom residence may be split into:

Sleeps 8 max.



↙  
Sleeps 4 max.

↘  
Sleeps 4 max.



A one-bedroom master



A studio

## THREE-BEDROOM LOCK-OFF:

A three-bedroom residence may be split into:



↙  
Sleeps 4 max.

↘  
Sleeps 6 max.



A one-bedroom master and a one-bedroom efficiency

↙ OR ↘

Sleeps 6 max.

Sleeps 4 max.



A two-bedroom and a studio

### SPLIT YOUR RESIDENCE TO USE FOR LESS THAN A FULL WEEK AT A TIME

1. Your week can be split into a four-night stay and another three-night stay.
2. Your stays must start or end on a Sunday in buildings 5 or 6.
3. It is helpful to have both sets of dates at the time of booking.
4. Book the first set of dates (based on availability).
5. The second set of dates will be confirmed when an exact match is found. Please note that exact matches are easiest to find in the first seven days of your booking window.
6. You will be charged a \$75 administrative fee at the time of booking your second stay.
7. You may not reserve a full week if you wish to request partial stays.

## Rent your week out

1. Call 877.453.4440 and reserve the week you want to put up for rent.
2. Ask to have a rental contract and rental program details sent to you.
3. Review the contract, sign it and return it to Breckenridge Grand Vacations. We recommend returning your contract 45 days in advance of check-in to maximize your rental revenue.
4. You will be responsible for following up to make sure your contract has been received.
5. You will be responsible for following up on the status of your week to see if it has been rented, so please contact us at 877.453.4440 or visit [www.bgvgrandcentral.com](http://www.bgvgrandcentral.com) to check the status of your rental.
6. A flat commission of 40 percent will be paid to Breckenridge Grand Vacations.

Would you like to spend even more time in beautiful Breckenridge? Take advantage of the Bonus Time program offered by Grand Timber Lodge to all GTL Club Members. Bonus Time is unreserved space that is available for owners to rent at drastically reduced rates.

### TO RESERVE BONUS TIME:

1. Visit [www.bgvgrandcentral.com](http://www.bgvgrandcentral.com) to check Bonus Time availability. Available weekdays may be booked 30 days prior to your stay. Available weekend nights may be booked 14 days prior to your stay.
2. A resort fee of 5 percent will be added to the cost of your stay.
3. If Bonus Time residences are available, you will pay the following rates:

#### Summer/Fall/Spring

	<b>Weeknights*</b>	<b>Weekends</b>
Studio:	\$69	\$79
Kitchenette:	\$79	\$89
1-Bedroom:	\$89	\$99
2-Bedroom:	\$109	\$119
3-Bedroom:	\$129	\$149

#### Winter

	<b>Weeknights*</b>	<b>Weekends</b>
Studio:	\$89	\$109
Kitchenette:	\$99	\$119
1-Bedroom:	\$109	\$129
2-Bedroom:	\$129	\$149
3-Bedroom:	\$189	\$229

\*Weeknights are defined as any Sunday–Thursday night.



## Day Use

Day Use is available to all GTL Club Members at all times. Parking in the heated garage must be reserved in advance and is based on space availability. Day Use is one of the most popular benefits of ownership at Grand Timber Lodge. The Day Use program allows you to use the resort's amenities any day of the year. Come up to ski for the day, park for free and enjoy the fitness facilities, pools and hot tubs, Lodgepole Bar & Grill and the Refresh Spa.

### TO TAKE ADVANTAGE OF DAY USE:

1. Book Day Use parking no more than seven days in advance online at [www.bgvgrandcentral.com](http://www.bgvgrandcentral.com).
2. Come up and enjoy a day in the mountains at your home away from home!
3. If parking is not available at Grand Timber Lodge, please park in town and call the shuttle for pickup: 970.406.0118.

## Ski Concierge Services

Grand Timber Lodge features a Christy Sports shop during the winter ski and snowboard season. Christy Sports provides equipment rentals and safe ski and snowboard storage for the convenience of all owners and guests. In addition, you will find a selection of merchandise that includes goggles, sunglasses, hats, gloves, long underwear, ski socks, fleece clothing, T-shirts, energy bars, water bottles and more!

Telephone: 970.453.8242

Hours: 8 a.m. to 6 p.m. daily during ski season



## Concierge and Activities Desk

Breckenridge is famous for its abundance of fun activities. Our concierge is always available to provide you with information or assist you with making dinner reservations.

Our Concierge Desk at Grand Timber Lodge is conveniently located in the lobby of Building 1. Our Activities Desk, located in Building 6, organizes various activities for owners every week, including group outdoor activities and much more.


You can contact the Concierge at 970.547.3612, and the Activities Desk at 970.547.3610.

## Travel Services

Our vacation experts can assist you and your family with the following travel needs:

- Shuttle service to and from the airport
- Discounted car rental reservations
- Merchant program
- Travel insurance

Simply call Breckenridge Grand Vacations Owner Relations at 877-453-4440 for more information.



While we know your ownership is rewarding in countless ways, the BGV Friends & Family Program makes it even better. Give your friends and family the opportunity to explore Breckenridge at a VIP rate and earn Reward Dollars while you're at it!

**GIVE:** As an owner, your friends are eligible for free or highly discounted stays in Breckenridge. While here, they will take a preview tour of a BGV property and sample the Breckenridge lifestyle that you have invested in.

**RECEIVE:** When your friends preview any BGV property, you will receive 50 Reward Dollars and 200 additional Reward Dollars if they purchase with us. If three of your guests choose to purchase a vacation ownership in a 12-month period, you will receive an extra bonus of 1,000 Reward Dollars.

**REWARD DOLLARS** can be used for HOA dues, Bonus Time reservations, spa treatments at Refresh Spa, Soothe Spa, or Infinity Spa and meals at Lodgepole Bar & Grill, Sevens, or Robbie's Tavern restaurant!

**GETAWAY CERTIFICATES:** you received printed Getaway Certificates in the form of Breckenridge postcards when you first purchased. You will also receive monthly certificates through your BGV Owner Newsletter, either as a link from your e-newsletter or a physical certificate in the mail. Both you, as an owner, and your qualified referrals are welcome to take advantage of these offers.

**SHAREBRECK.COM** is your online referral resource; here you can request Reward Dollar balances, make a guest list you would like us to contact about VIP offers, and view, print and email current offers.

Please note: The restrictions and requirements your referrals must meet in order to take part in a Friends & Family offer can be found at [ShareBreck.com/requirements](http://ShareBreck.com/requirements). Invite your friends and family today! Call 877.453.4440 or email [friendsandfamily@breckgv.com](mailto:friendsandfamily@breckgv.com).

### EXCHANGING YOUR WEEK THROUGH I.I.

Grand Timber Lodge holds a Premier designation from Interval International. This is the highest designation level that Interval assigns to its affiliate resorts. This designation will allow Grand Timber Lodge owners the best opportunity to exchange for other Premier-rated resorts throughout the Interval Exchange Network.

### ESSENTIALS FOR WORKING WITH I.I.

- Your I.I. membership must be in good standing through the time you wish to deposit and travel.
- Grand Timber Lodge Owners Association dues must be paid in full.
- Contact the Breckenridge Grand Vacations Interval International Support Department at 877.453.4440 to determine the best method of exchange.
- Use the Foursome Rule: Be sure to request at least three resorts and one date, or one resort and three dates.
- Remember, flexibility is the key to using the exchange program successfully.

Prior to using any of the following methods of exchange, please contact your Breckenridge Grand Vacations Interval International Support Department at 877.453.4440. Our I.I. liaisons will help you determine which exchange method is best for you, and will assist you in choosing the best week for your exchange. They will also guide you in choosing how to best exchange your residence. For example, owners may choose to lock off their residence and exchange each portion of their residence separately, rather than exchanging their entire residence.

**HELPFUL HINTS FOR WORKING WITH I.I.**

- Utilize the Breckenridge Grand Vacations Interval International Support Department for all your exchange needs. The I.I. liaisons can be reached at 877.453.4440.
- Maintain flexibility when choosing dates and locations.
- Exchange “like for like.” If you trade a two-bedroom residence, you will be eligible to receive a two-bedroom residence in exchange.
- Plan ahead as much as possible.
- Write down the name of the Interval International liaison you are working with.
- Enjoy Grand Vacations!

**Methods to exchange your week with I.I.**

Prior to using any of the methods of exchanging, please determine how you want to use your residence. You must deposit your residence in the manner in which you want to use it. For example: An owner of a two-bedroom residence may deposit it either as a full two-bedroom or as a one-bedroom and a suite.

There are three methods for exchanging weeks with I.I.

**1. DEPOSIT FIRST METHOD**

- Use this method when you are positive that you do not want to use your week at Grand Timber Lodge.
- Depositing means giving your week to I.I. so you can travel to another resort destination.
- This method offers the most flexibility.
- Once your week is deposited, you are unable to get it back; however, you can exchange back into Grand Timber Lodge through “Home Resort Priority.”

- Unit size restrictions apply.
- Request your travel dates and preferred resorts at the time of deposit or at a later date by calling the Breckenridge Grand Vacations Interval International Support Department at 877.453.4440.

**2. REQUEST FIRST METHOD**

- Use this method if you do not want to automatically give up your Grand Timber Lodge week.
- Owners retain the right to their home week until an exchange is confirmed.
- Travel must take place before the dates of the week you currently have reserved at Grand Timber Lodge.
- This method offers the greatest security.
- Unit size restrictions apply.

**3. SHORTSTAY EXCHANGE METHOD**

- Offered to Interval Gold, Platinum and Club Interval Gold Members.
- Exchange one week of accommodations for two vacations of one to six nights.
- All ShortStay exchange confirmations are final transactions and are non-refundable.
- ShortStay exchange rates\* for Interval Gold and Platinum members are \$134 for a one-night stay, \$144 for a two-night stay, \$154 for stays of three to four nights and \$164 for stays of five to six nights.
- ShortStay exchange rates\* for Club Interval Gold members are \$124 for stays that are one to four nights in length or \$144 for stays of five to six nights.
- Fees are \$20 higher\* for booking through the Member Service Center.

\*Important Note: Regardless of the exchange method you choose, unless you own a fixed week, you must first call Breckenridge Grand Vacations at 877.453.4440 to request a week to deposit.

### EXCHANGE FEES\*:

\$189 for exchanges either made through the I.I. Call Center or online at [www.intervalworld.com](http://www.intervalworld.com).

### GUEST CERTIFICATE: \$59

### BASIC MEMBERSHIP FEES

One-Year: \$89 Two-Year: \$179 Three-Year: \$227 Five-Year: \$356

### GOLD MEMBERSHIP FEES

One-Year: \$153 Two-Year: \$306 Three-Year: \$390 Five-Year: \$612

### PLATINUM MEMBERSHIP FEES

One-Year: \$228 Two-Year: \$457 Three-Year: \$581 Five-Year: \$912

\*Rates are subject to change.

## Getaways

Getaways are extra weeks of resort vacation that are available to you at reduced weekly rates through I.I. These weeks may be utilized without giving up the week you own.

You can arrange your Getaway resort accommodations, based on availability, from one year to just 24 hours before you want to travel.

You can also give a Getaway to your friends or family – with a Guest Certificate for just \$59\*. Find current Getaways or make your reservation by calling 877.453.4440. Or visit [www.intervalworld.com](http://www.intervalworld.com) to learn about great destinations available to you or to book your reservation online.

\*Rates are subject to change.



### ESSENTIAL STEPS THAT NEED TO BE TAKEN TO RECEIVE A BONUS WEEK:

1. Your membership with Interval International must be current and can never have lapsed.
2. Based on your ownership status, deposit the residence size that qualifies for this promotion at least 120 days prior to the check-in dates of your reserved week. You will receive an actual certificate in the mail.
3. Bonus Week Certificates take about 72 hours to generate and post to your I.I. account. You can also check [www.intervalworld.com](http://www.intervalworld.com), where you will be able to view and redeem your Bonus Week.

### TO USE YOUR I.I. BONUS WEEK:

- Call the Breckenridge Grand Vacations Interval International Support Department at 877.453.4440.
- Availability is based on a first-come, first-served basis.
- Bonus weeks are good for one year from the date you deposit your week.
- I.I. charges apply to booking a Bonus Week.
- Please refer to your Bonus Week Certificate for restrictions and instructions.
- Bonus Weeks cannot be used at Grand Timber Lodge.



An exciting program that combines the best of traditional ownership with the flexibility of points-based programs, Club Interval Gold® is an exchange program that allows owners of fixed or floating weeks access to a world of opportunity. Members can convert their resort week into points, and utilize them in the following ways:



- Exchange throughout Interval's worldwide network of nearly 3,200 resorts.
- Use across various locations, unit sizes and seasons, and for as many stays as the available points allow.
- Combine deposits to trade up to larger units and/or higher seasons.
- Apply points toward the purchase of a cruise, spa or golf vacation.

Members receive all of the Interval Gold Benefits, including discounts on Getaways, hotels, dining and leisure, VIP Concierge, Hertz #1 Club Gold and more.

If you would like to learn more about this exciting program, please contact the Breckenridge Grand Vacations Sales Department at 970.453.3350.



1. Utilize the Breckenridge Grand Vacations Interval International Support Department for all your exchange needs. Our I.I. liaisons can be reached at 877.453.4440.
2. Maintain flexibility when choosing dates and locations.
3. Exchange "like for like." If you trade a two-bedroom residence, you will be eligible to receive a two-bedroom unit in exchange.
4. High-demand weeks will trade for other high-demand weeks, whereas low-demand weeks will trade for other low-demand weeks.
5. Plan ahead as much as possible.
6. Write down the name of the Interval International liaison you are working with.
7. Have a Grand vacation!

## Important Phone Numbers

### INTERVAL INTERNATIONAL

Flex Change Hotline.....	800.722.1747
I.I. Membership Services.....	800.843.8843
Breckenridge Grand Vacations I.I. Support Dept.....	877.453.4440

### GRAND TIMBER LODGE OWNER RELATIONS

In-House Sales at Grand Timber Lodge.....	970.453.4440 ext. 3679
Breckenridge Grand Vacations Reservations.....	877.453.4440
Friends & Family Program.....	877.453.4440

\*Information, terms and fees are accurate at the time of printing and are subject to change without notice. Last revised September 2017.

ResorTime™ offers reduced rates for owners at approximately 300 other vacation ownership resorts around the nation. Rates, reservation windows and minimum night stays vary depending on the resort and season in which you choose to travel.

To enjoy ResorTime™:

- Choose the resort you would like to visit from the ResorTime™ directory. To order a ResorTime™ directory, call 888.477.6967. The fee is approximately \$10. You can also check and book availability online at [www.resortime.com](http://www.resortime.com).
- Call the resort or reservation number listed in the ResorTime™ directory.
  - Confirm availability, rate, unit occupancy and check-in time.
  - Request information on the resort's cancellation, change and penalty policies.
  - Be prepared to provide a credit card to guarantee your reservation.
  - Have a fabulous vacation with ResorTime™!



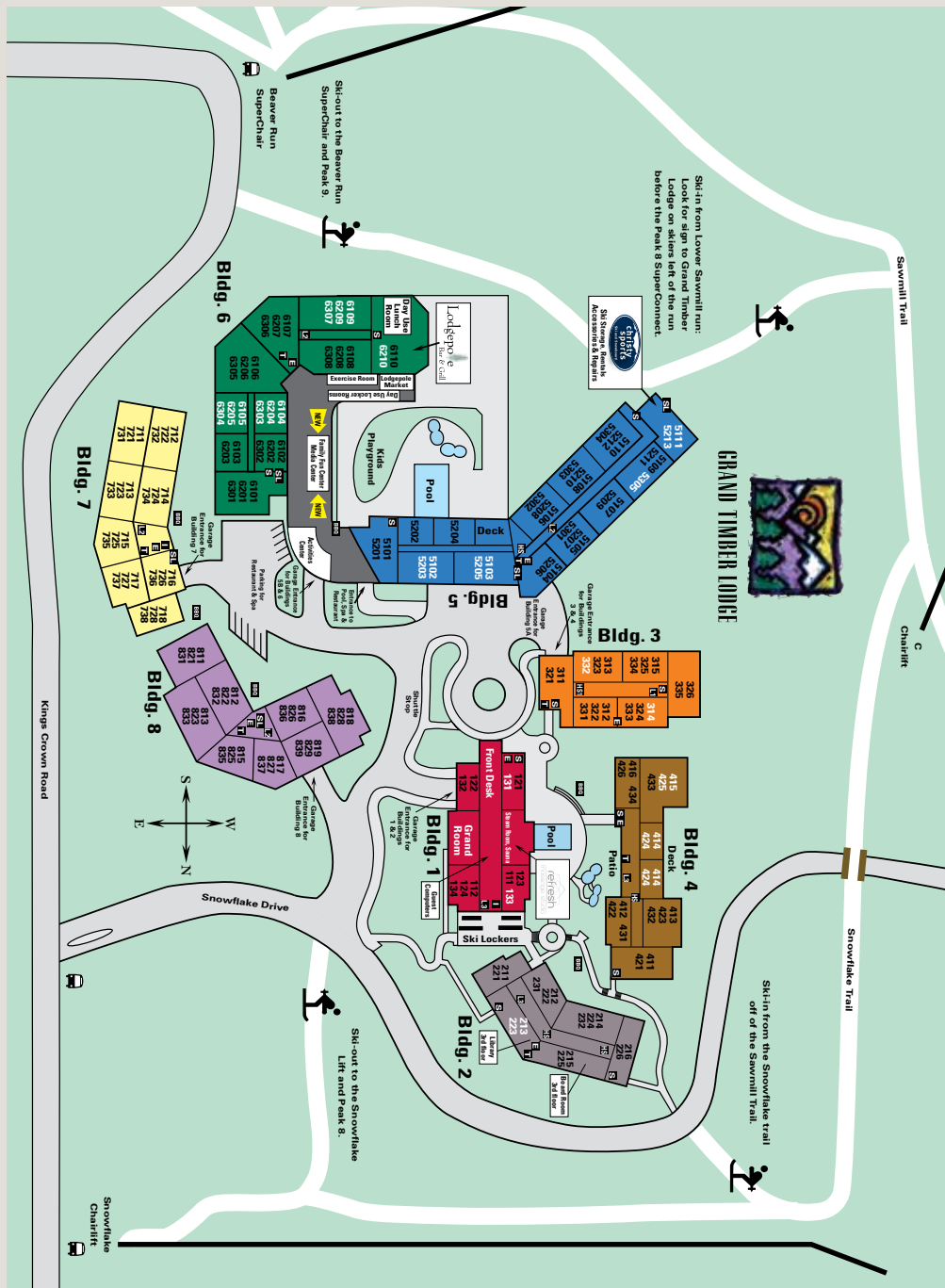
Visit the Breckenridge Grand Vacations blog for owner information and updates. Located at [blog.breckenridgegrandvacations.com](http://blog.breckenridgegrandvacations.com), this site is the quickest way we have to get timely information out to you. The site is also interactive, so you can use it to communicate with us, to learn about your ownership and to share your memories of time spent in Breckenridge. Owners will find three special features on this site: owner news and information, owner tips and video tutorials.



When you're finished here, visit our Grand Timber Lodge Facebook page, where you'll find property updates, owner reminders, local event updates and much more. Located at [www.facebook.com/GrandTimberLodge](http://www.facebook.com/GrandTimberLodge), this site will offer you news about Breckenridge and your ownership.

Like us on Facebook today and start learning more about your ownership at Grand Timber Lodge!






---



---



---



---



---



---



---



---



---



---



**GRAND TIMBER LODGE**

P.O. Box 6879 • Breckenridge, CO 80424  
888.783.8883 • [www.grandtimber.com](http://www.grandtimber.com)